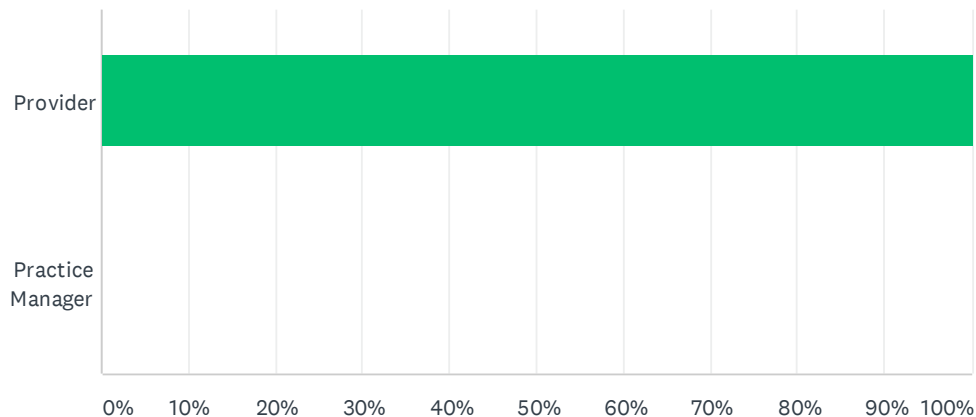


Q1 Are you a provider or practice manager?

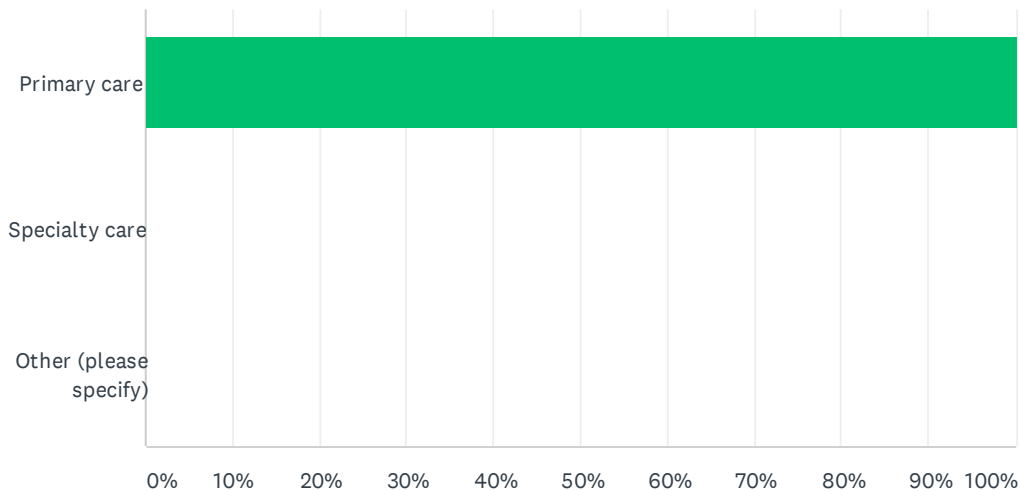
Answered: 14 Skipped: 0



ANSWER CHOICES	RESPONSES	
Provider	100.00%	14
Practice Manager	0.00%	0
TOTAL		14

Q2 What type of provider are you?

Answered: 14 Skipped: 0

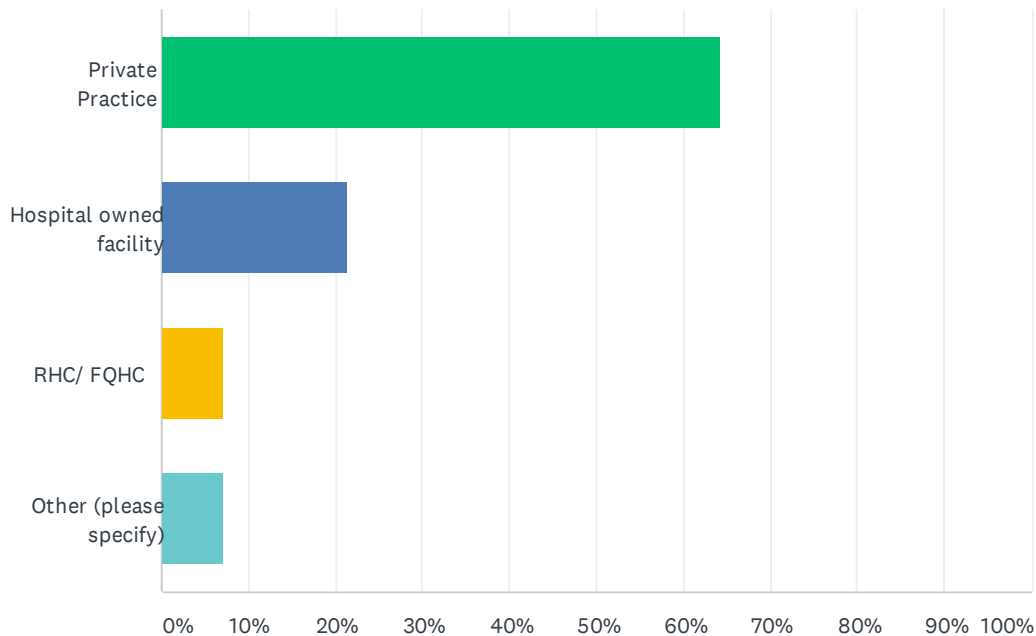


ANSWER CHOICES	RESPONSES	
Primary care	100.00%	14
Specialty care	0.00%	0
Other (please specify)	0.00%	0
TOTAL		14

#	OTHER (PLEASE SPECIFY)	DATE
	There are no responses.	

Q3 What setting do you work in?

Answered: 14 Skipped: 0



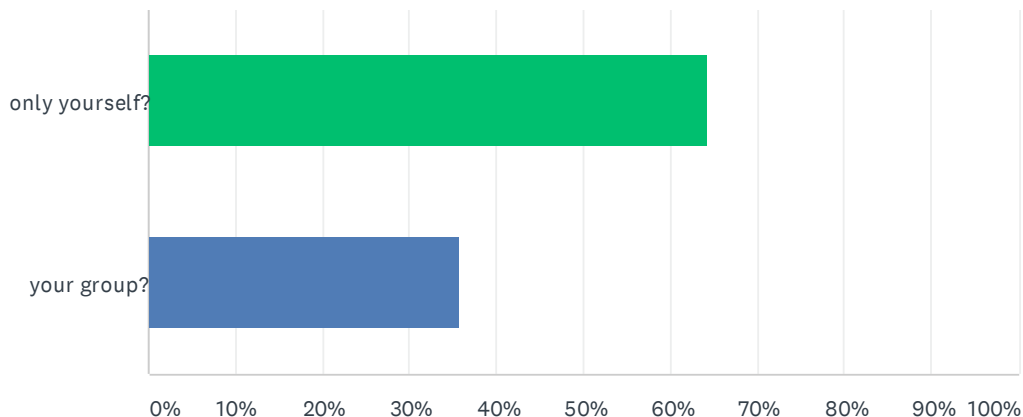
ANSWER CHOICES	RESPONSES	
Private Practice	64.29%	9
Hospital owned facility	21.43%	3
RHC/ FQHC	7.14%	1
Other (please specify)	7.14%	1
TOTAL		14

#	OTHER (PLEASE SPECIFY)	DATE
1	Just left private practice to join Hospital owned Primary Care Group due to financial loss	5/30/2020 8:44 AM

Q4 Are you responding for

Answered: 14 Skipped: 0

COVID-19 Economic Impact Survey



ANSWER CHOICES	RESPONSES	
only yourself?	64.29%	9
your group?	35.71%	5
TOTAL		14

Q5 How many providers are you responding for in your group?

Answered: 10 Skipped: 4

#	RESPONSES	DATE
1	1	6/20/2020 9:20 AM
2	4	6/8/2020 8:02 AM
3	3	6/1/2020 11:09 AM
4	1	5/30/2020 8:44 AM
5	1	5/30/2020 7:48 AM
6	6	5/26/2020 10:29 AM
7	1	5/26/2020 8:12 AM
8	4	5/26/2020 5:01 AM
9	2	5/23/2020 8:14 AM
10	Myself	5/23/2020 8:12 AM

Q6 Please describe staff composition (physicians, nurses, other direct care workers, etc.)

Answered: 6 Skipped: 8

COVID-19 Economic Impact Survey

#	RESPONSES	DATE
1	3 Pediatricians, 1 C-PNP	6/8/2020 8:03 AM
2	2 docs, 1 nurse	6/2/2020 8:33 PM
3	1 PHYSICIAN, 2 NP'S, 1 LPN, 6 MEDICAL ASSISTANTS	6/1/2020 11:09 AM
4	8 Pediatricians, 3 NPs, 50 total employees	5/26/2020 10:30 AM
5	4 docs, 3 nurses, 1 ma, 3 clerical	5/26/2020 5:03 AM
6	1physician (me) & 1 Nurse Practitioner	5/23/2020 8:15 AM

Q7 What is your practice zip code?

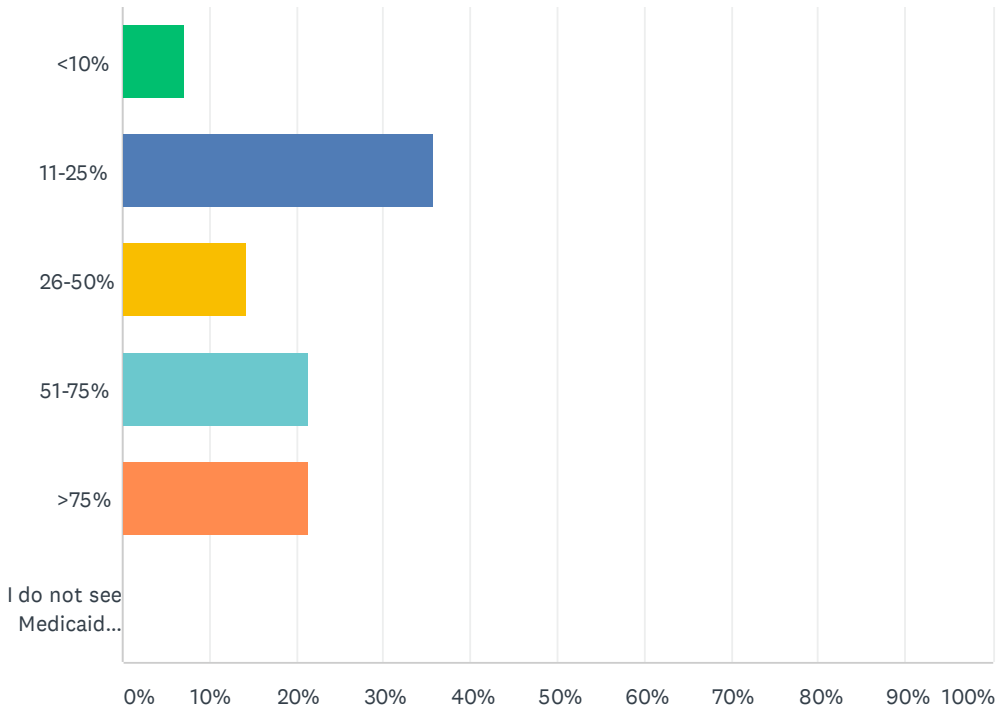
Answered: 14 Skipped: 0

#	RESPONSES	DATE
1	70810	6/20/2020 9:20 AM
2	70739	6/15/2020 12:21 PM
3	70769	6/8/2020 8:03 AM
4	70764	6/6/2020 4:44 PM
5	70806	6/2/2020 9:13 PM
6	70503	6/1/2020 11:09 AM
7	70805	6/1/2020 8:54 AM
8	70508	5/30/2020 8:45 AM
9	71118	5/30/2020 7:49 AM
10	70663	5/26/2020 10:31 AM
11	70605	5/26/2020 8:12 AM
12	70508	5/26/2020 5:04 AM
13	70394	5/23/2020 8:16 AM
14	71111	5/23/2020 8:12 AM

Q8 What percentage of your practice is Medicaid?

Answered: 14 Skipped: 0

COVID-19 Economic Impact Survey



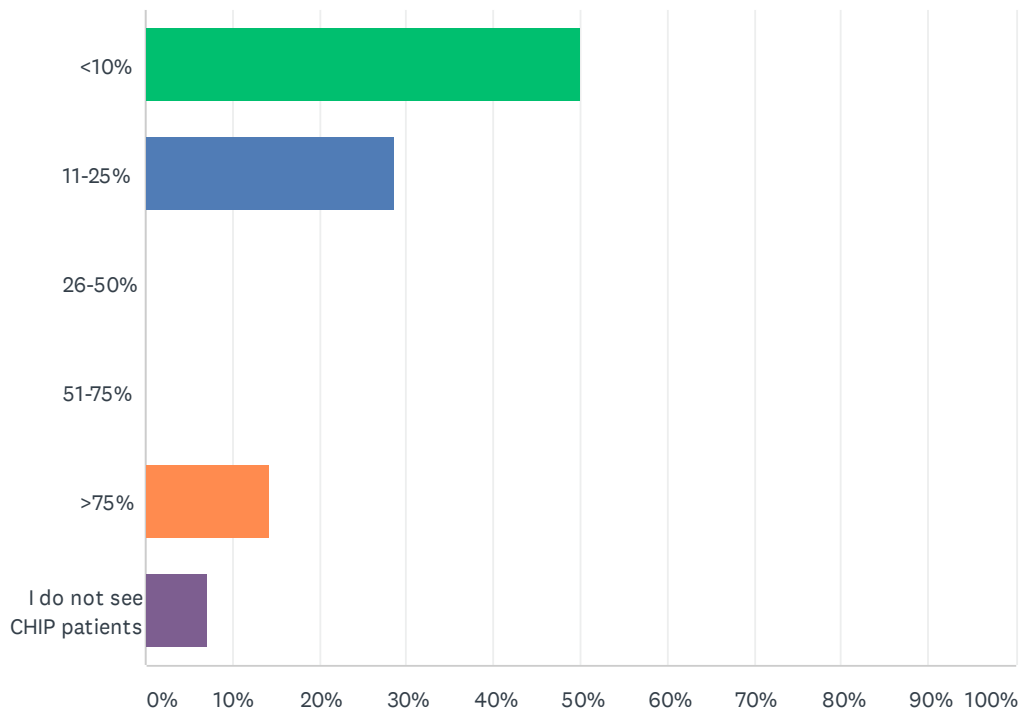
ANSWER CHOICES	RESPONSES	
<10%	7.14%	1
11-25%	35.71%	5
26-50%	14.29%	2
51-75%	21.43%	3
>75%	21.43%	3
I do not see Medicaid patients	0.00%	0
TOTAL		14

#	COMMENTS	DATE
	There are no responses.	

Q9 What percentage of your practice is CHIP?

Answered: 14 Skipped: 0

COVID-19 Economic Impact Survey



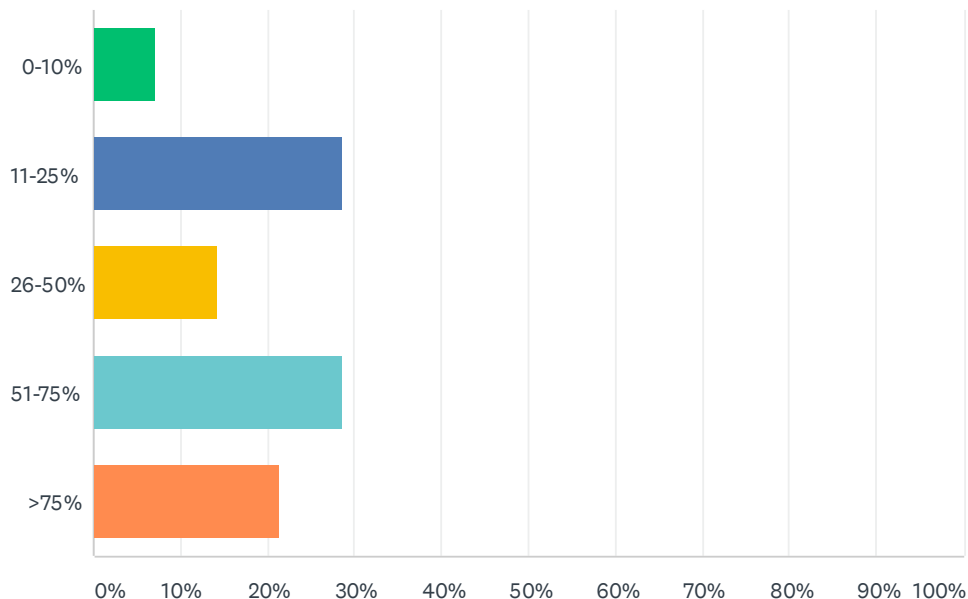
ANSWER CHOICES	RESPONSES
<10%	50.00% 7
11-25%	28.57% 4
26-50%	0.00% 0
51-75%	0.00% 0
>75%	14.29% 2
I do not see CHIP patients	7.14% 1
TOTAL	14

#	COMMENTS	DATE
	There are no responses.	

Q10 What percentage of your practice is private insurance?

Answered: 14 Skipped: 0

COVID-19 Economic Impact Survey



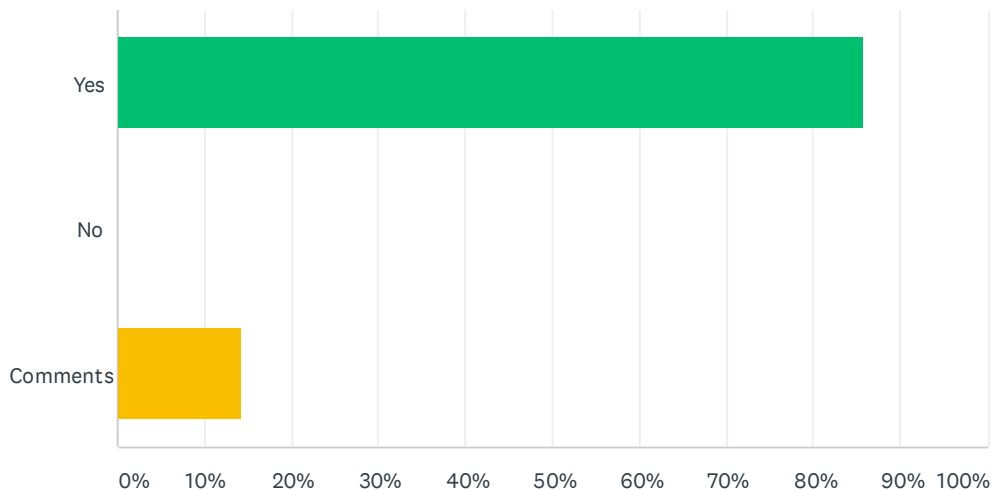
ANSWER CHOICES	RESPONSES
0-10%	7.14% 1
11-25%	28.57% 4
26-50%	14.29% 2
51-75%	28.57% 4
>75%	21.43% 3
TOTAL	14

#	COMMENTS	DATE
	There are no responses.	

Q11 Has your practice experienced, or is your practice anticipating, a reduction in revenue related to COVID-19?

Answered: 14 Skipped: 0

COVID-19 Economic Impact Survey

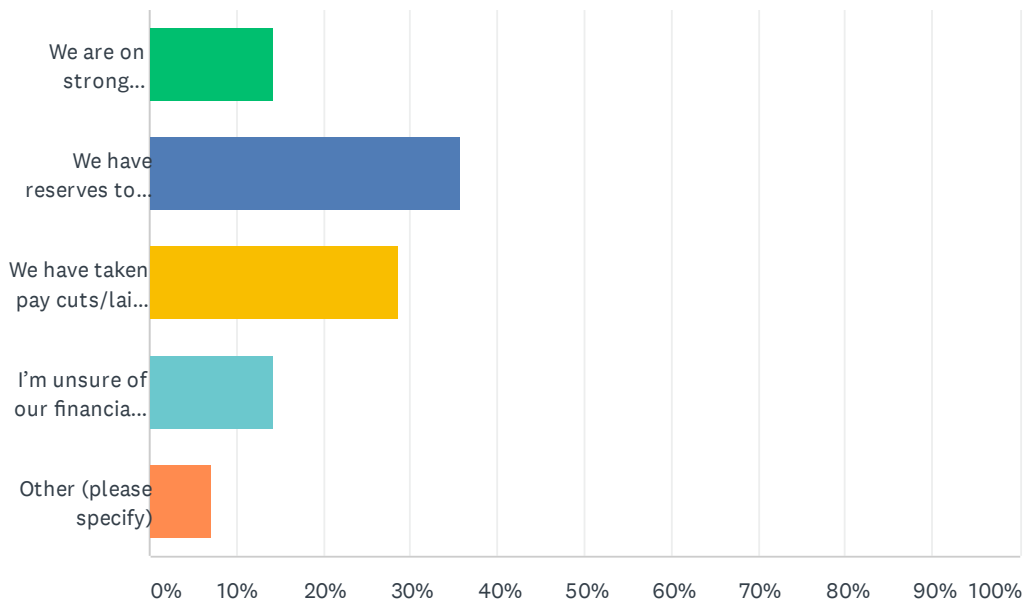


ANSWER CHOICES	RESPONSES
Yes	85.71% 12
No	0.00% 0
Comments	14.29% 2
TOTAL	14

#	COMMENTS	DATE
1	For April alone at least 50-60% patient volume reduction	5/30/2020 8:47 AM
2	We were seeing only well kids under 2 for several weeks with only very few sick patients	5/30/2020 7:53 AM

Q12 Which of these scenarios best describes the financial situation of your practice related to COVID-19?

Answered: 14 Skipped: 0



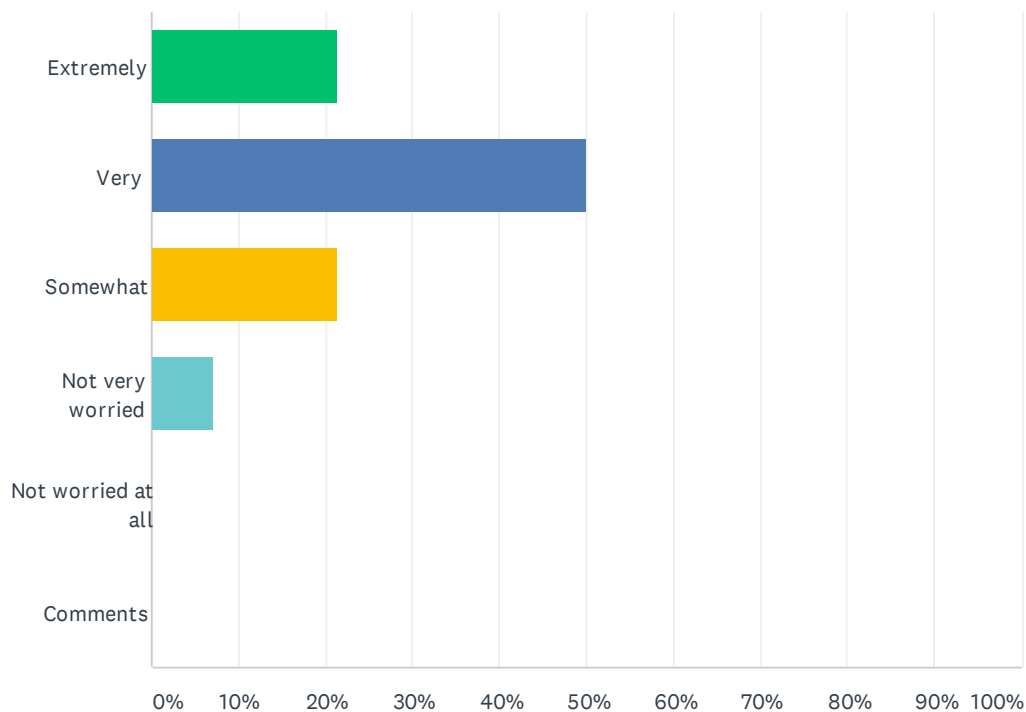
COVID-19 Economic Impact Survey

ANSWER CHOICES	RESPONSES	
We are on strong financial footing and should be able to return to normal in quickly	14.29%	2
We have reserves to manage for several weeks, but will need to take pay cuts and/or lay off more employees to stay open	35.71%	5
We have taken pay cuts/laid off employees and are struggling to cover our expenses.	28.57%	4
I'm unsure of our financial situation	14.29%	2
Other (please specify)	7.14%	1
TOTAL		14

#	OTHER (PLEASE SPECIFY)	DATE
1	My answer to this question has fluctuated between the first two options. Currently, I'm leaning more toward the first choice.	5/26/2020 10:33 AM

Q13 How worried are you about the impact of COVID-19 on the financial future of your practice?

Answered: 14 Skipped: 0



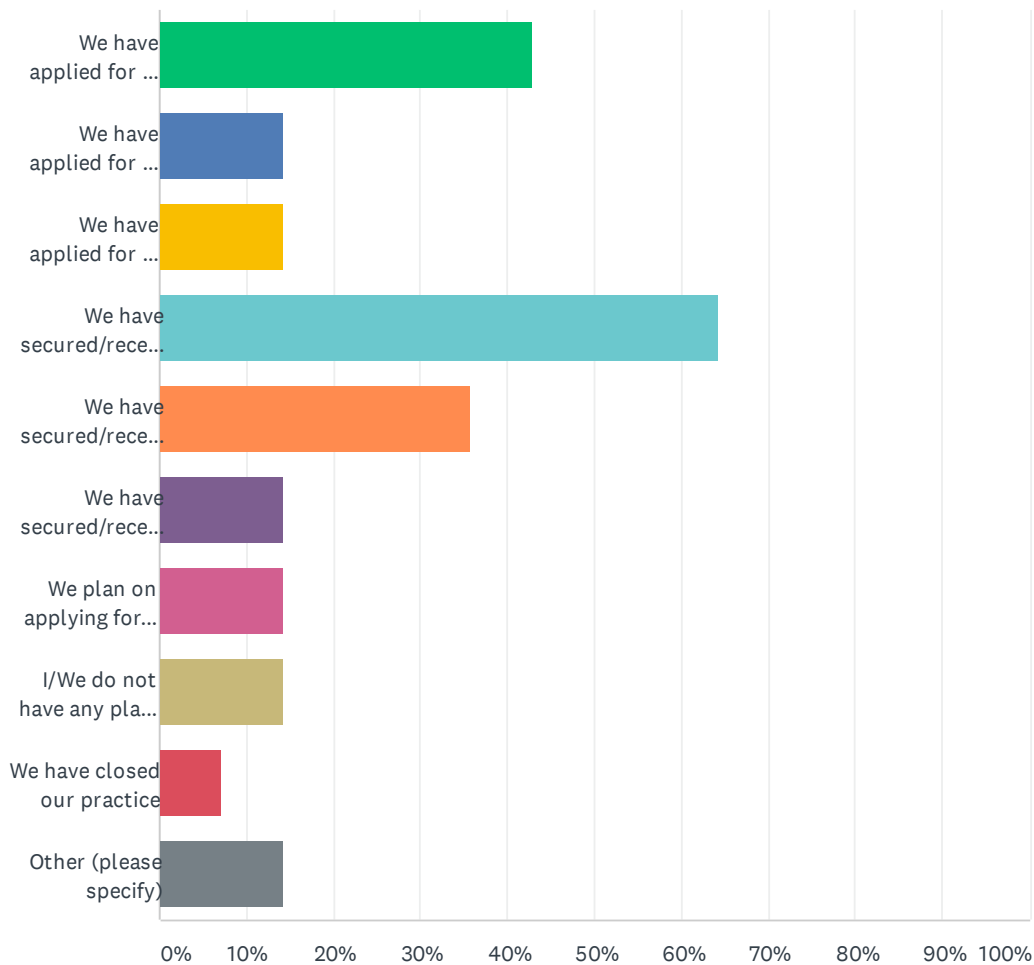
COVID-19 Economic Impact Survey

ANSWER CHOICES	RESPONSES	
Extremely	21.43%	3
Very	50.00%	7
Somewhat	21.43%	3
Not very worried	7.14%	1
Not worried at all	0.00%	0
Comments	0.00%	0
TOTAL		14

#	COMMENTS	DATE
	There are no responses.	

**Q14 Please select the activities that you or your practice have completed:
(check all that apply)**

Answered: 14 Skipped: 0



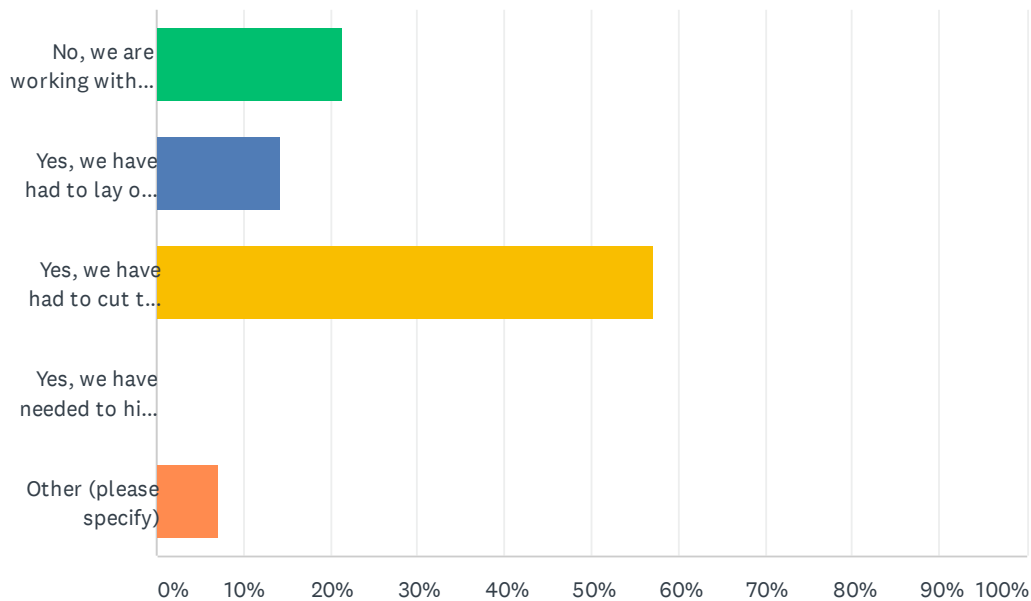
COVID-19 Economic Impact Survey

ANSWER CHOICES	RESPONSES	
We have applied for a PPP loan	42.86%	6
We have applied for an EIDL loan	14.29%	2
We have applied for a loan or line of credit from a bank	14.29%	2
We have secured/received the PPP loan funds	64.29%	9
We have secured/received the \$10,000 EIDL loan grant	35.71%	5
We have secured/received a loan or line of credit from a bank	14.29%	2
We plan on applying for additional loans/assistance through either SBA, IRA, or another financial institution (but haven't started yet)	14.29%	2
I/We do not have any plans in place yet.	14.29%	2
We have closed our practice	7.14%	1
Other (please specify)	14.29%	2
Total Respondents: 14		

#	OTHER (PLEASE SPECIFY)	DATE
1	Government grants from CARES act	6/20/2020 9:20 AM
2	Our practice did receive grant money but I am not sure which type	5/30/2020 7:53 AM

Q15 Have you needed to change staffing levels due to COVID-19?

Answered: 14 Skipped: 0



COVID-19 Economic Impact Survey

ANSWER CHOICES	RESPONSES	
No, we are working with previous staffing levels	21.43%	3
Yes, we have had to lay off staff members	14.29%	2
Yes, we have had to cut the hours of staff members	57.14%	8
Yes, we have needed to hire more staff members	0.00%	0
Other (please specify)	7.14%	1
TOTAL		14

#	OTHER (PLEASE SPECIFY)	DATE
1	We did not have to cut staff in pediatrics but the clinic did have cuts in dental & ob/gyn	5/30/2020 7:54 AM

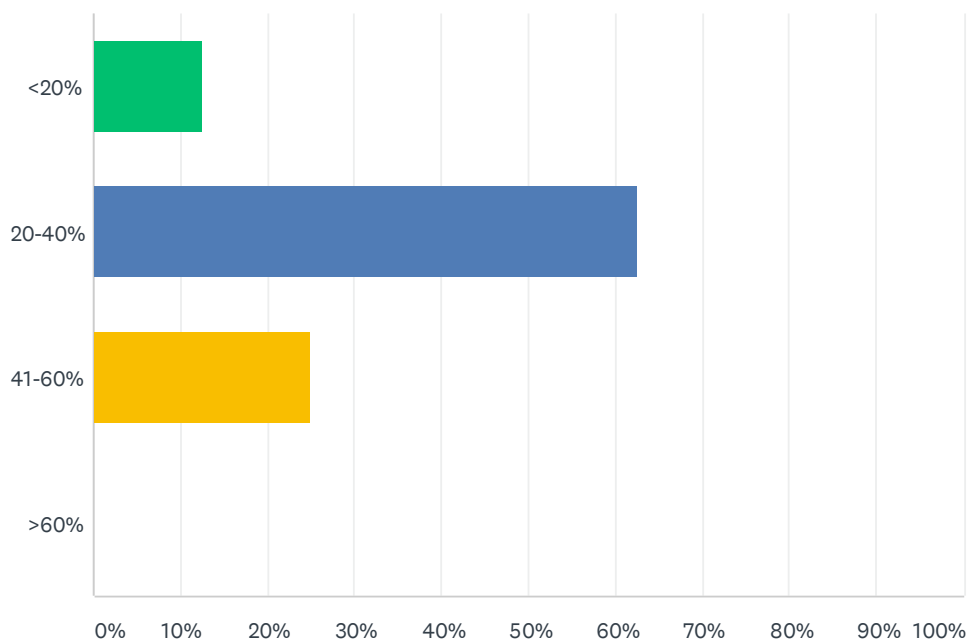
Q16 How many staff/ what type of staff have you had to lay off?

Answered: 3 Skipped: 11

#	RESPONSES	DATE
1	1	6/2/2020 8:55 PM
2	6	6/1/2020 11:10 AM
3	2 nurses	5/26/2020 5:06 AM

Q17 By what percentage have you reduced staff hours?

Answered: 8 Skipped: 6

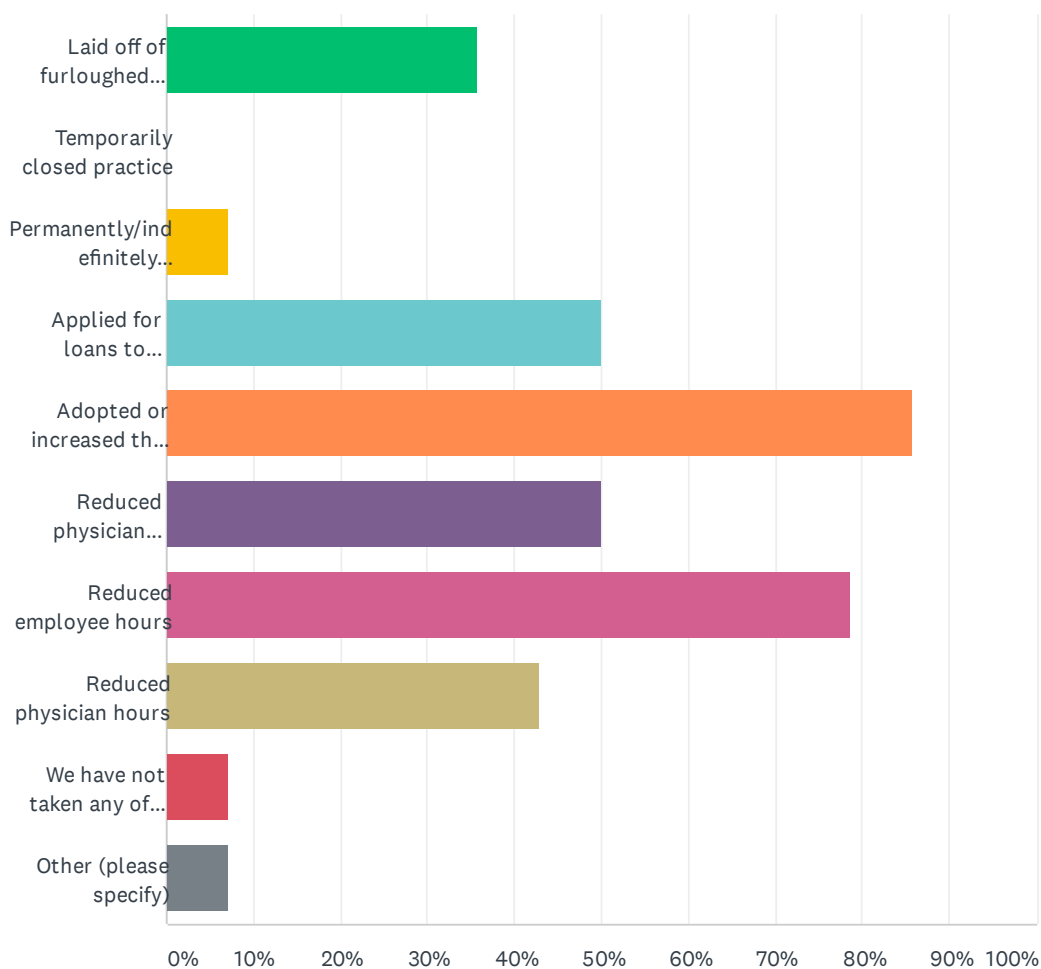


COVID-19 Economic Impact Survey

ANSWER CHOICES	RESPONSES
<20%	12.50% 1
20-40%	62.50% 5
41-60%	25.00% 2
>60%	0.00% 0
TOTAL	8

Q18 Has your practice TAKEN any of the following actions? (select all that apply)

Answered: 14 Skipped: 0



COVID-19 Economic Impact Survey

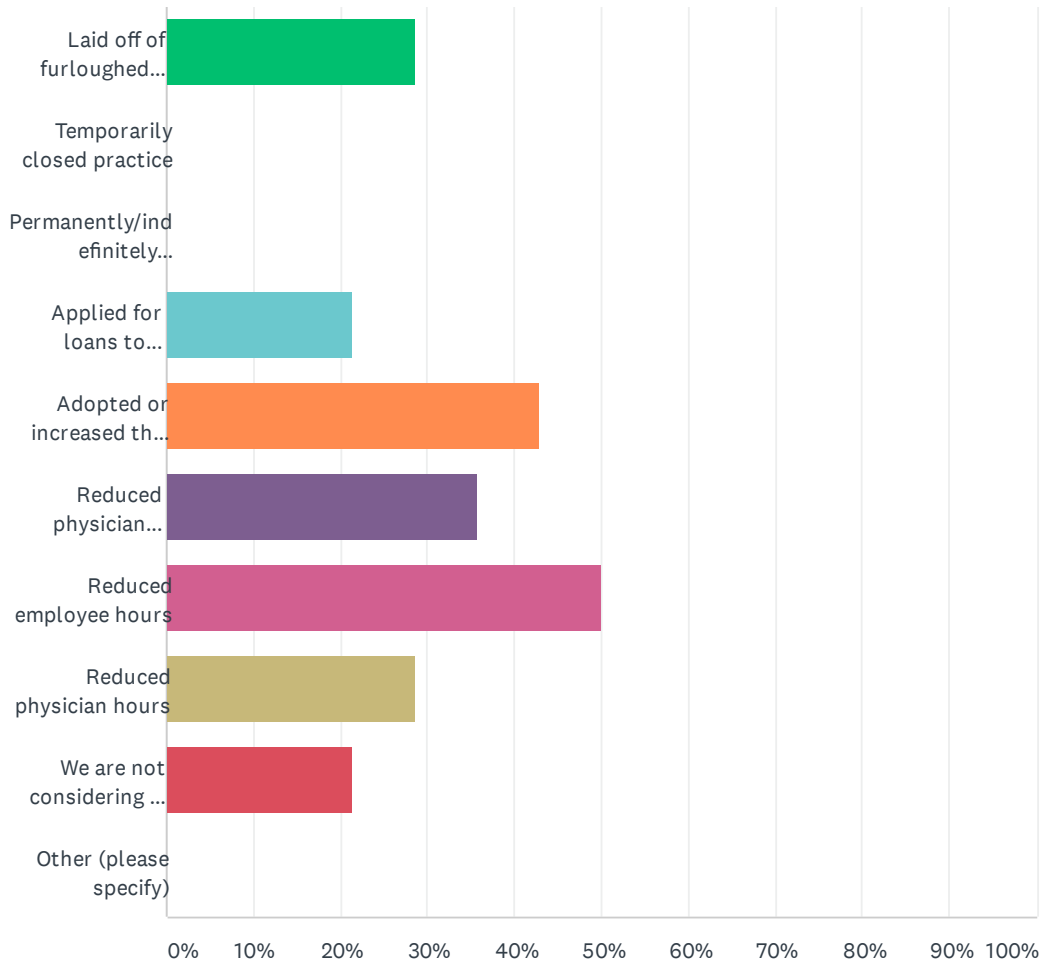
ANSWER CHOICES	RESPONSES	
Laid off of furloughed staff	35.71%	5
Temporarily closed practice	0.00%	0
Permanently/indefinitely closed practice	7.14%	1
Applied for loans to sustain business operations	50.00%	7
Adopted or increased the use of telehealth/telemedicine	85.71%	12
Reduced physician compensation	50.00%	7
Reduced employee hours	78.57%	11
Reduced physician hours	42.86%	6
We have not taken any of these actions	7.14%	1
Other (please specify)	7.14%	1
Total Respondents: 14		

#	OTHER (PLEASE SPECIFY)	DATE
1	Had to close my solo private practice and join Hospital Owned Group as a salaried physician	5/30/2020 8:49 AM

Q19 Is your practice CONSIDERING any of the following actions? (select all that apply)

Answered: 14 Skipped: 0

COVID-19 Economic Impact Survey

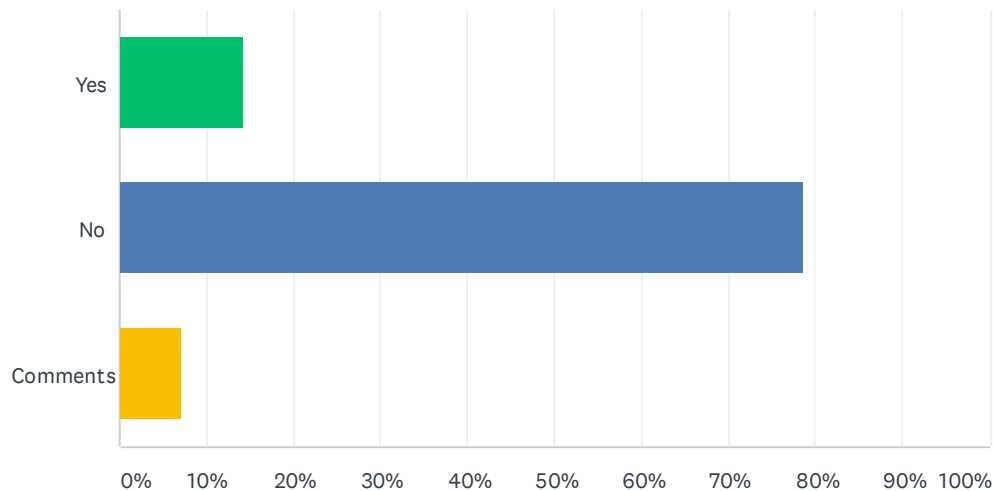


ANSWER CHOICES	RESPONSES	
Laid off of furloughed staff	28.57%	4
Temporarily closed practice	0.00%	0
Permanently/indefinitely closed practice	0.00%	0
Applied for loans to sustain business operations	21.43%	3
Adopted or increased the use of telehealth/telemedicine	42.86%	6
Reduced physician compensation	35.71%	5
Reduced employee hours	50.00%	7
Reduced physician hours	28.57%	4
We are not considering any of these actions	21.43%	3
Other (please specify)	0.00%	0
Total Respondents: 14		

#	OTHER (PLEASE SPECIFY)	DATE
	There are no responses.	

Q20 Have you experienced difficulty getting staff to return to the office?

Answered: 14 Skipped: 0



ANSWER CHOICES	RESPONSES	
Yes	14.29%	2
No	78.57%	11
Comments	7.14%	1
TOTAL		14

#	COMMENTS	DATE
1	I	6/6/2020 4:47 PM

Q21 If yes, please describe

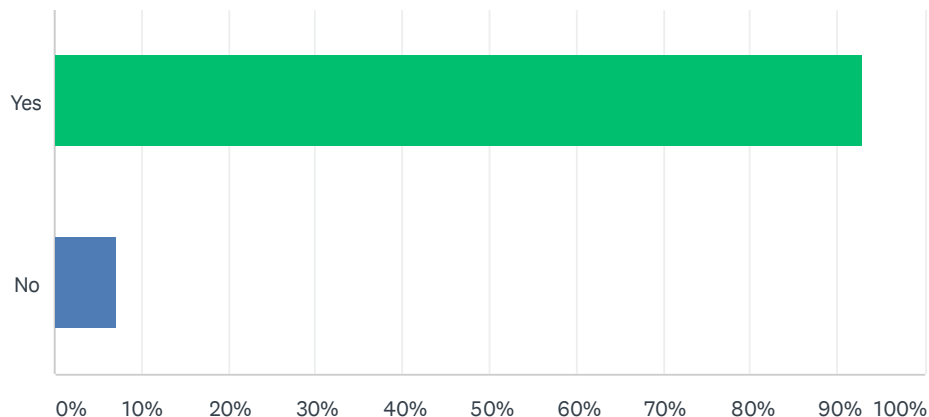
Answered: 3 Skipped: 11

#	RESPONSES	DATE
1	With the increased unemployment pay, some were making more to not work	6/20/2020 9:21 AM
2	Few initially scared to come back to work	6/6/2020 4:47 PM
3	High risk contacts at home	5/26/2020 5:07 AM

Q22 Have you experienced a reduction in patient volume/ vists as compared to pre-COVID-19?

Answered: 14 Skipped: 0

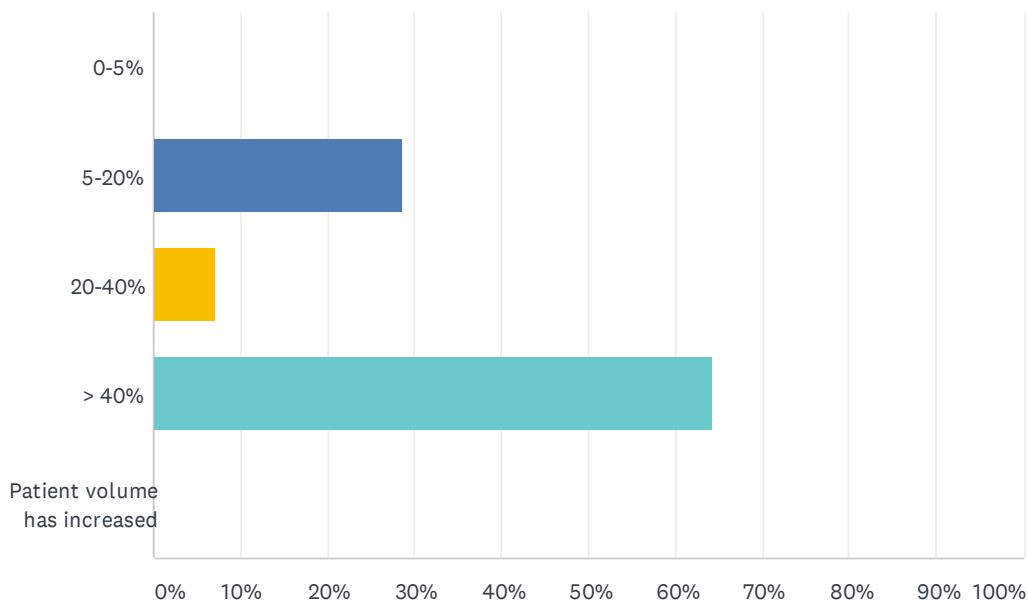
COVID-19 Economic Impact Survey



ANSWER CHOICES	RESPONSES	
Yes	92.86%	13
No	7.14%	1
TOTAL		14

Q23 By what percentage have your patient visits/ volume decreased?

Answered: 14 Skipped: 0

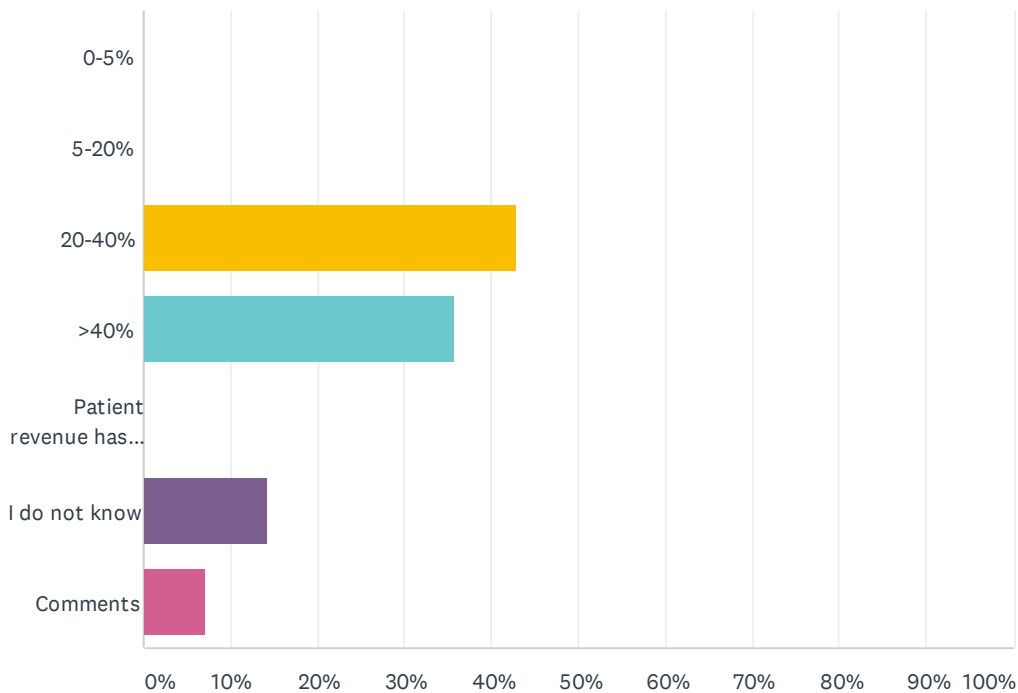


COVID-19 Economic Impact Survey

ANSWER CHOICES	RESPONSES
0-5%	0.00% 0
5-20%	28.57% 4
20-40%	7.14% 1
> 40%	64.29% 9
Patient volume has increased	0.00% 0
TOTAL	14

Q24 By what percentage has patient revenues decreased as compared to pre-COVID-19?

Answered: 14 Skipped: 0

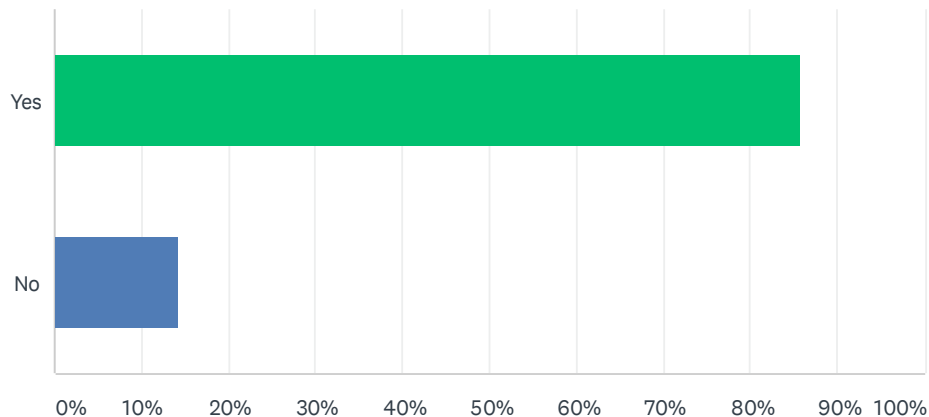


ANSWER CHOICES	RESPONSES
0-5%	0.00% 0
5-20%	0.00% 0
20-40%	42.86% 6
>40%	35.71% 5
Patient revenue has increased	0.00% 0
I do not know	14.29% 2
Comments	7.14% 1
TOTAL	14

#	COMMENTS	DATE
1	Prior to joining Lourdes Physician Group 5/1/2020, revenue had decrease >40%	5/30/2020 8:51 AM

Q25 Have you experienced a decrease in vaccine administration?

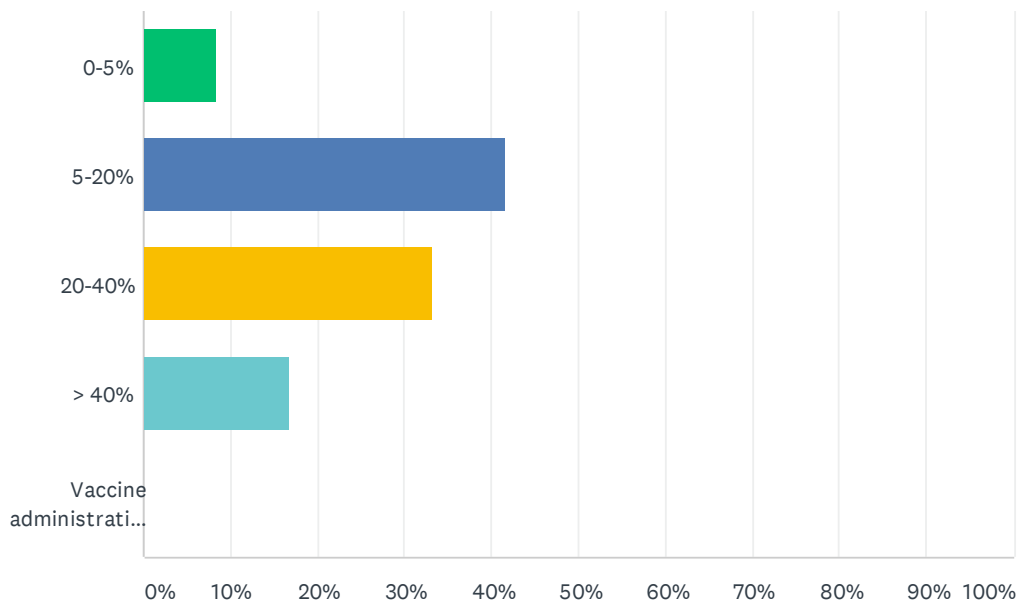
Answered: 14 Skipped: 0



ANSWER CHOICES	RESPONSES
Yes	85.71% 12
No	14.29% 2
TOTAL	14

Q26 By what percentage has your vaccine administration decreased as compared to pre-COVID-19?

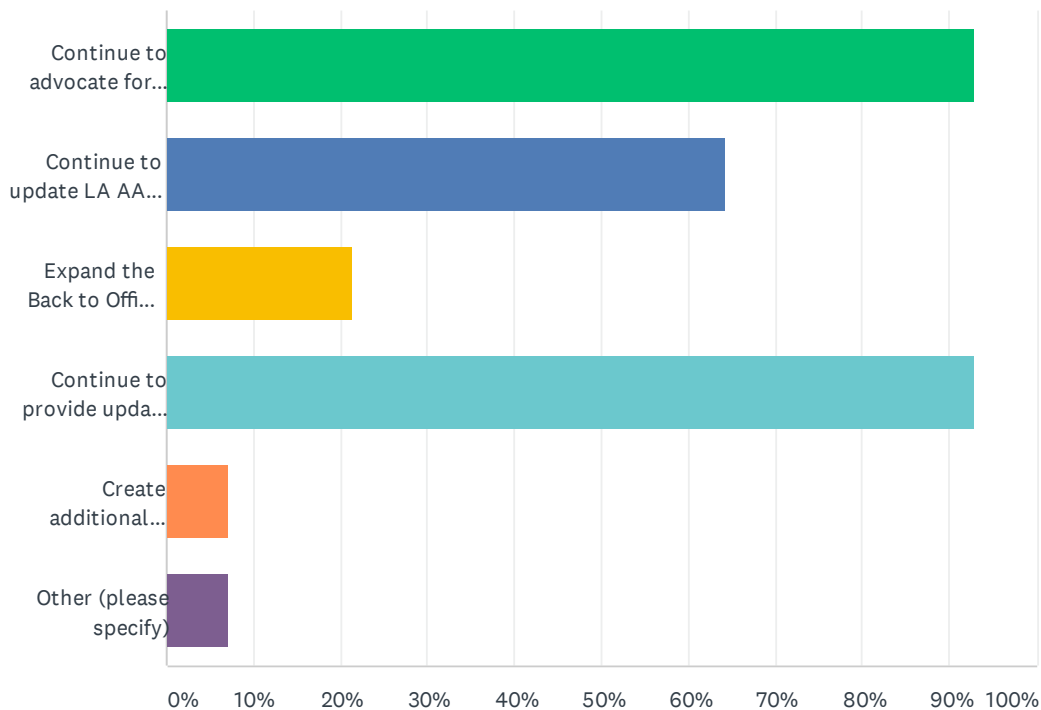
Answered: 12 Skipped: 2



ANSWER CHOICES	RESPONSES
0-5%	8.33% 1
5-20%	41.67% 5
20-40%	33.33% 4
> 40%	16.67% 2
Vaccine administration has increased	0.00% 0
TOTAL	12

Q27 How can LA AAP continue to serve you through the COVID-19 pandemic?

Answered: 14 Skipped: 0



ANSWER CHOICES	RESPONSES
Continue to advocate for financial relief for pediatricians and pediatric subspecialists	92.86% 13
Continue to update LA AAP website	64.29% 9
Expand the Back to Office Campaign Toolkit	21.43% 3
Continue to provide updates	92.86% 13
Create additional tools (please specify)	7.14% 1
Other (please specify)	7.14% 1
Total Respondents: 14	

#	OTHER (PLEASE SPECIFY)	DATE
1	Advocate for increase Medicaid fee schedule E&M and Well Child Visits	5/23/2020 8:37 AM

Q28 Please share any additional information about how COVID-19 is affecting your patients/community:

Answered: 2 Skipped: 12

#	RESPONSES	DATE
1	We are getting back to normal volume now & vaccination has increased significantly in the past 2 weeks since the stay at home order was lifted.	5/30/2020 7:58 AM
2	They are tired of being locked down and want to have the liberty to go out! Sleep hygiene disrupted in majority of patients! Teenagers with heightened mental issues	5/23/2020 8:37 AM

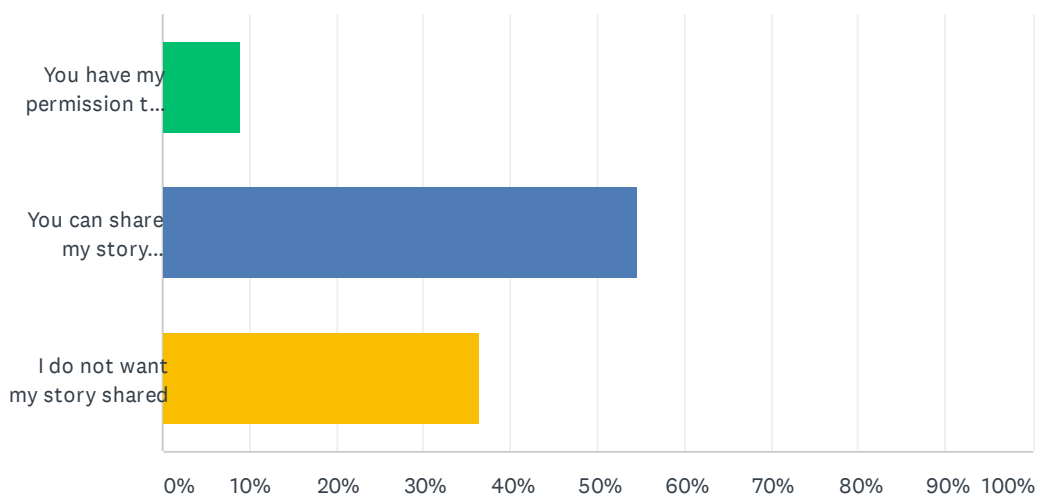
Q29 Please share stories about the impact of COVID-19 on your practice

Answered: 1 Skipped: 13

#	RESPONSES	DATE
1	My patients are getting to be more comfortable coming for a face to face visit but maintaining CDC guidelines- wearing mask, social distancing to protect staff and patients. Monitoring how COVID 19 is behaving in the community before fully opening up clinic to Pre COVID 19 schedule. I personally made myself available to patients during the height of COVID 19 - phone directly transferred to me after office hours to help them with their medical needs limiting ER and UCC visits.	5/23/2020 8:37 AM

Q30 Do we have your permission to share your story along with your name and practice information?

Answered: 11 Skipped: 3



COVID-19 Economic Impact Survey

ANSWER CHOICES	RESPONSES	
You have my permission to share my story along with my name and practice information	9.09%	1
You can share my story without including my name and practice information	54.55%	6
I do not want my story shared	36.36%	4
TOTAL		11

Q31 For tracking purposes only, enter your last name and first initial

Answered: 11 Skipped: 3

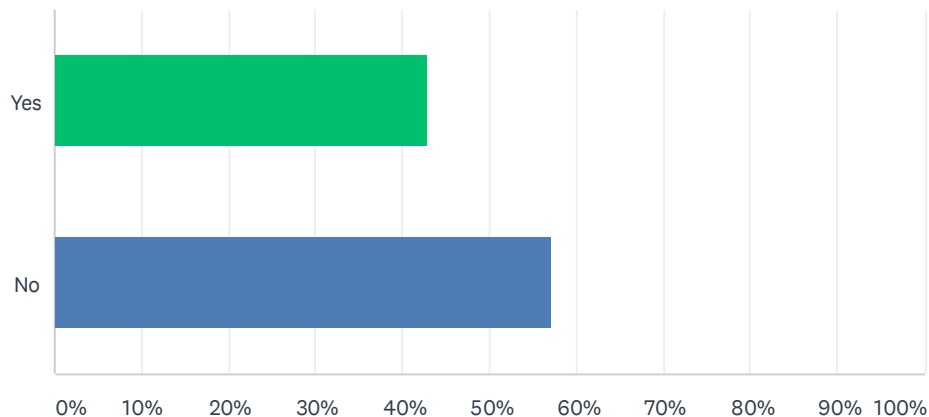
ANSWER CHOICES	RESPONSES	
Last Name	100.00%	11
First Initial	100.00%	11

#	LAST NAME	DATE
1	Hutchinson	6/20/2020 9:21 AM
2	Salassi	6/15/2020 12:25 PM
3	Gulino	6/8/2020 8:07 AM
4	Sibley	6/1/2020 11:12 AM
5	Christopher	6/1/2020 8:57 AM
6	Baumbouree	5/30/2020 8:53 AM
7	McConnell	5/30/2020 7:58 AM
8	Richert	5/26/2020 10:37 AM
9	Judice	5/26/2020 5:12 AM
10	Bacuta-Tagorda	5/23/2020 8:37 AM
11	D	5/23/2020 8:16 AM

#	FIRST INITIAL	DATE
1	B	6/20/2020 9:21 AM
2	M	6/15/2020 12:25 PM
3	S	6/8/2020 8:07 AM
4	B	6/1/2020 11:12 AM
5	Smith	6/1/2020 8:57 AM
6	D	5/30/2020 8:53 AM
7	N	5/30/2020 7:58 AM
8	A	5/26/2020 10:37 AM
9	M	5/26/2020 5:12 AM
10	L.	5/23/2020 8:37 AM
11	Q	5/23/2020 8:16 AM

Q32 Can the chapter call you to discuss your experience further?

Answered: 14 Skipped: 0



ANSWER CHOICES	RESPONSES
Yes	42.86% 6
No	57.14% 8
TOTAL	14

Q33 If yes, please list your contact information below.

Answered: 5 Skipped: 9

ANSWER CHOICES	RESPONSES
Name	100.00% 5
Company	100.00% 5
Address	0.00% 0
Address 2	0.00% 0
City/Town	0.00% 0
State/Province	0.00% 0
ZIP/Postal Code	0.00% 0
Country	0.00% 0
Email Address	100.00% 5
Phone Number	100.00% 5

COVID-19 Economic Impact Survey

#	NAME	DATE
1	Samantha Gulino	6/8/2020 8:07 AM
2	Bryan G Sibley	6/1/2020 11:12 AM
3	Albert Richert	5/26/2020 10:37 AM
4	Rachel Chatters	5/26/2020 8:16 AM
5	Michael Judice MD	5/26/2020 5:12 AM
#	COMPANY	DATE
1	Magnolia Pediatrics	6/8/2020 8:07 AM
2	Bryan G. Sibley, MD, APMC	6/1/2020 11:12 AM
3	The Pediatric Center of Southwest Louisiana	5/26/2020 10:37 AM
4	Chatters Pediatrics	5/26/2020 8:16 AM
5	Lafayette Pediatrics	5/26/2020 5:12 AM
#	ADDRESS	DATE
	There are no responses.	
#	ADDRESS 2	DATE
	There are no responses.	
#	CITY/TOWN	DATE
	There are no responses.	
#	STATE/PROVINCE	DATE
	There are no responses.	
#	ZIP/POSTAL CODE	DATE
	There are no responses.	
#	COUNTRY	DATE
	There are no responses.	
#	EMAIL ADDRESS	DATE
1	drgulino@magnoliapediatrics.com	6/8/2020 8:07 AM
2	bsibley@drsibley.com	6/1/2020 11:12 AM
3	arichertjr@suddenlink.net	5/26/2020 10:37 AM
4	drchatters@chattersmd.com	5/26/2020 8:16 AM
5	mljudice@gmail.com	5/26/2020 5:12 AM
#	PHONE NUMBER	DATE
1	2257444484	6/8/2020 8:07 AM
2	3372890042	6/1/2020 11:12 AM
3	3375136876	5/26/2020 10:37 AM
4	3373772181	5/26/2020 8:16 AM
5	3372881212	5/26/2020 5:12 AM

Q34 Thank you for your participation. Your status as a subspecialist does not qualify for participating in the remainder of the survey; however we

welcome any comments you would like to share.

Answered: 1 Skipped: 13

#	RESPONSES	DATE
1	Thank you for being there when we need you the most. Back to the Office toolkit very helpful and the Chapter chats. Keep it coming as we keep on opening up our clinic. Update on advocacy to increase Medicaid fee schedule which has been the same for the past 20 years!	5/23/2020 8:42 AM